

Track System Specification

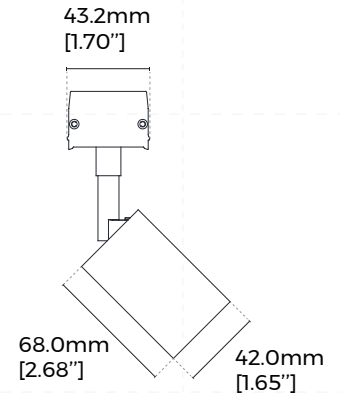
S40S-42WA

— TLS-S40 series



【Basic Parameters】

- Material: AL6063-T5, spraying surface
- Coating: Black (RAL9005)、White(RAL9003)
- Length: 400mm
- IP grade: IP20
- CCT: 2700/3000/3500/4000K optional
- CRI: 90
- SDCM: <3 Step (ANSI)
- Beam angle: 24°/36°
- U G R: UGR≤19(X=4H,Y=8H)
- Light efficiency: 55(24°)/65(36°) lm/W
- Input voltage: AC200-240V
- Lighting direction: downward
- Dimming method: Non /1-10V / DALI+push optional
- Application: Indoor
- Certification: CE, UKCA, ROHS, Reach
- Warranty: 3 years



【Luminaire Parameters】

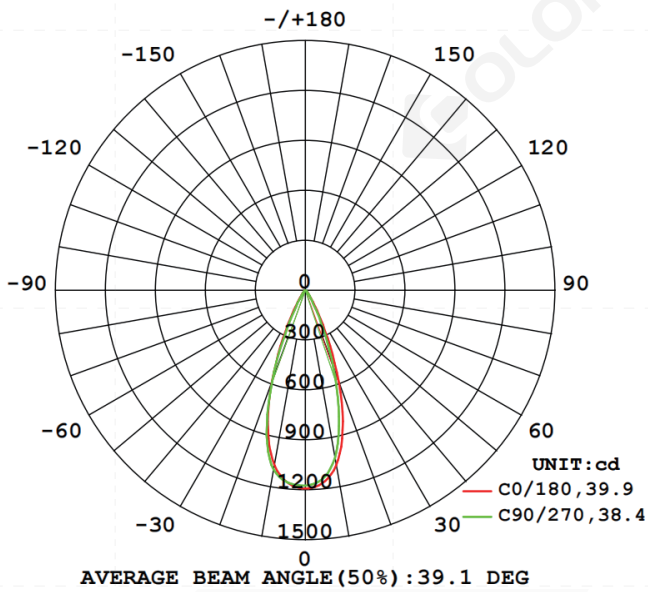
Version	Model	Length	Input Voltage (V)	Max. Current (A)	Type Power (W)	Max. Power (W)	Beam Angle (°)	CRI	CCT	Lumen (LM)
Normal	S40S-42WA	400mm [1.31ft]	200-240 VAC	0.08 [0.06A/ft]	8.0 [6.11W/ft]	8.8 [6.72W/ft]	24°	>90	2700K	410
									3000K	420
									3500K	425
									4000K	440
							36°	>90	2700K	485
									3000K	495
									3500K	505
									4000K	520

Note:

1. The output data is based on the testing result of Ra90,4000k,white luminaires;
2. The tolerance of output data can be vary up to 10%;
3. The output data is typical value.

[Optical Parameter]

[Normal]



Luminous intensity distribution diagram

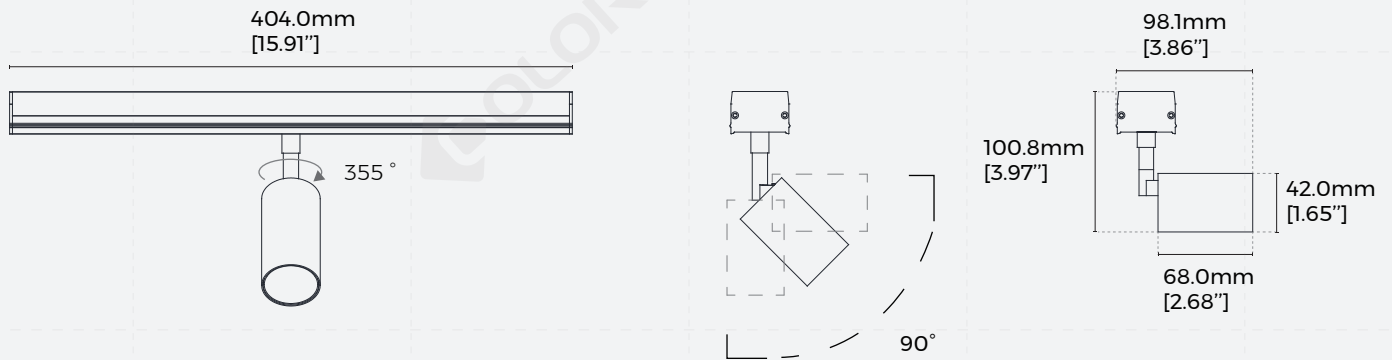
Flux out: 338.8 lm

Height	Eavg, Emax	Angle: 38.12deg	Diameter
1m	814.1, 1192lx		69.10cm
2m	203.5, 298.1lx		138.19cm
3m	90.46, 132.5lx		207.29cm
4m	50.88, 74.53lx		276.39cm
5m	32.56, 47.70lx		345.48cm
6m	22.61, 33.12lx		414.58cm
7m	16.61, 24.34lx		483.68cm
8m	12.72, 18.63lx		552.77cm
9m	10.05, 14.72lx		621.87cm
10m	8.141, 11.92lx		690.97cm

Note: The Curves indicate the illuminated area and the average illumination when the luminaire is at different distance.

AAI Figure


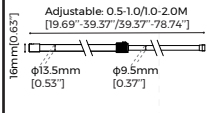

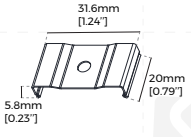






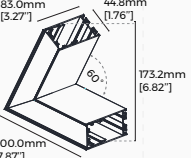

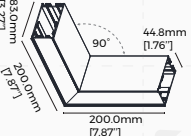

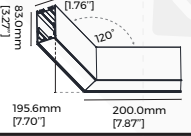
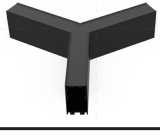
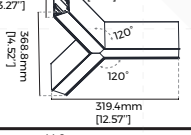

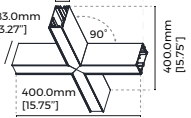
[Product mechanical data]



Note: Module length shown above indicates the length of profile + thickness of 2 end caps, where each end cap is 2mm thick, 2 end caps is 4mm thick in total.

[Product Accessories Information]

Picture	Section size	Name	Description	Model	Note
		Presence sensing module	Input:220-240V AC 50Hz/60Hz; Output max:800W; Hold time:5S/30S/90S/ 5Min/20Min/30Min Detection Area:100%/75%/50% /25% Daylight Sensor:2lux/10lux/ 30lux/50lux/Disable Detecting Radius:4-6m (mounting height 3m) Mounting Height:2.5-6 m Detecting Angle:150° Size:L304.0*W43.2*H40.1mm [Inch Size:L11.97"*W1.70"*H1.58"]	CS-S40	/
		Track	Material:AL6063-T5 Surface processing:Spraying Size:L2500*W45*H83mm [Inch size:L98.43"*W1.77"*H3.27"]	PR-LS40	Pendant / Ceiling track
		Track cover	Material:AL6063-T5 Surface processing:Spraying Size:L2500*W42.6*H29.6mm [Inch size:L98.43"*W1.68"*H1.17"]	CV-S40FB	Track accessory
	/	Flexible Diffuser	Material:PC Light transmittance:≥75% Size:L20000/50000*W37.8* H6.7mm [Inch size:L787.4"/1968.5"*W1.49"* H0.26"]	CV-LS40FD	Diffuser accessory
		Track end cap	Material:AL6063-T5 Surface processing:Spraying Size:L83*W45*H10.5mm [Inch size:L3.27"*W1.77"*H0.41"]	EC-LS40	End acp accessories
		Track cover end cap	Material:AL6063-T5 Surface processing:Spraying Size:L42.6*W22.7*H2.0mm [Inch size:L1.68"*W0.89"*H0.08"]	EC-S40	
		Splicing bar (external)	Size:L110*W15.5*H11.7mm [Inch size:L4.33"*W0.61"*H0.46"]	EX-41	Splicing accessories
		Splicing bar (internal)	Material:SPCC Size:L135*W41.4*H42.2mm [Inch size:L5.31"*W1.63"*H1.66"]	EX-46(N)	
	/	Pendant cable (with junction box)	Junction box L80*W80*H30mm [Inch Size:L3.15"*W3.15"*H1.18"] Steel cable D1.5*2000/4000mm [Inch Size: D0.06"*78.74"/157.48"]	PY-D	Pendant track installation accessory
	/	Pendant cable	Steel cable D1.5*2000/4000mm [Inch Size: D0.06"*78.74"/157.48"]	PN-D	

	 Adjustable: 0.5-1.0/1.0-2.0M [19.69"-39.37"/39.37"-78.74"] 16mm [0.63"] φ13.5mm [0.53"] φ9.5mm [0.37"]	Track pendant rod	Material:Fe Size:φ13.5*(500/1000)mm [Inch size:φ0.53"*(19.69"/39.37")] Other:0.5-1.0/1.0-2.0M adjustable [19.69"-39.37"/39.37"-78.74"]	PG-1	Pendant track installation accessory
	 31.6mm [1.24"] 20mm [0.79"] 5.8mm [0.23"]	Pendant installation clip	Material:PC Size:L31.6*W20mm*H5.8mm [Inch size:L1.24"*H0.79"*H0.23"]	CP-44	
	/	Surface mounted buckle	Size:L72*W54*H5.9mm (Inch Size:L2.83"*W2.13"*H0.23")	CL-08	Ceiling track installation accessory
	/	No Dimming line 1m/2m	Size:L72*W54*H5.9mm (Inch Size:L2.83"*W2.13"*H0.23")	1m: CM-11 2m: CM-13	Power feed cable
	/	Dimming line 1m/2m	Size:L72*W54*H5.9mm (Inch Size:L2.83"*W2.13"*H0.23")	1m: CM-12 2m: CM-14	
	/	2m 1-in-2-out power feed cable	Size:L72*W54*H5.9mm (Inch Size:L2.83"*W2.13"*H0.23")	CM-15	
	/	0.2m corner connection cable	Size:L72*W54*H5.9mm (Inch Size:L2.83"*W2.13"*H0.23")	CM-16	
	 83.0mm [3.27"] 44.8mm [1.76"] 173.2mm [6.82"] 200.0mm [7.87"] 90°	L-shaped corner (60°)	Material:AL6063-T5 Size:L200*W173.2*H83.0mm [Inch size:L7.87"*W6.82"*H3.27"]	L60-LS40	
	 83.0mm [3.27"] 44.8mm [1.76"] 200.0mm [7.87"] 90°	L-shaped corner (90°)	Material:AL6063-T5 Size:L200*W200*H83.0mm [Inch size:L7.87"*W7.87"*H3.27"]	L90-LS40	
	 83.0mm [3.27"] 44.8mm [1.76"] 195.6mm [7.70"] 200.0mm [7.87"] 120°	L-shaped corner (120°)	Material:AL6063-T5 Size:L200*W195.6*H83.0mm [Inch size:L7.87"*W7.70"*H3.27"]	L120-LS40	Pendant / Ceiling track corner accessories
	 83.0mm [3.27"] 44.8mm [1.76"] 319.4mm [12.57"] 120° 120°	Y-shaped corner	Material:AL6063-T5 Size:L368.8*W319.4*H83.0mm [Inch size:L14.52"*W12.57"*H3.27"]	Y120-LS40	
	 83.0mm [3.27"] 44.8mm [1.76"] 400.0mm [15.75"] 90°	X-shaped corner	Material:AL6063-T5 Size:L400*W400*H83.0mm [Inch size:L15.75"*W15.75"*H3.27"]	X90-LS40	

【Packing】

Model	Size (mm/box)	Quantity /box	Quantity /carton	NW (kg)	NW /carton/(kg)	GW (kg)	Size (mm/carton)
TLS-S40SFXBS42WA(N)- T08NW9N-DC	450*70*55 [17.72"*2.76"*2.17"]	1	6	0.42	2.52	3.33	470*160*130 [18.50"*6.30"*5.12"]

【Attentions】

- 1、 Non-professionals are prohibited from installing, disassembling and repairing the product.
- 2、 Avoid scratching, distortion and irregular bending of the product during installation; otherwise it may cause irreparable damage to the product.
- 3、 Please use professional cutting tools when cutting.
- 4、 Do not use any acid or alkaline adhesive to fix products.
- 5、 The product is only suitable for indoor dry places, can not be used in outdoor, seaside or wet environment.
- 6、 PC features: Each 10°C rise or drop will make diffuser extend or shrink 0.8mm/m, please confirm before processing and use.